


# HALEKULANI

## DESIGN CATALYST | NATURAL HEAVEN

The widely accepted interpretation of Halekulani is "house befitting heaven," a more appropriate translation would be "the nature of heaven." The hotel boasts views of nature around every corner - guests are treated to the magnificent sky, clouds, ocean, gardens, flowers, sunsets and sunrises. At the Halekulani a delicate blending of elements occurs: built and organic spaces, as well as Hawaiian and Western sensibilities. This design catalyst celebrates the combination of lightness and discretion with natural influences. Halekulani is where the heavens meet the earth.

Color palette and materials: Translucent and light/white materials are juxtaposed with naturally occurring elements. The beauty of this concept is in the restrained elegance of the design.



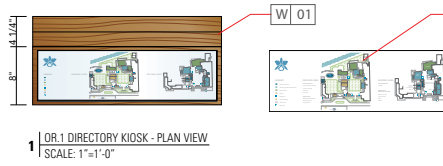
GIRVIN



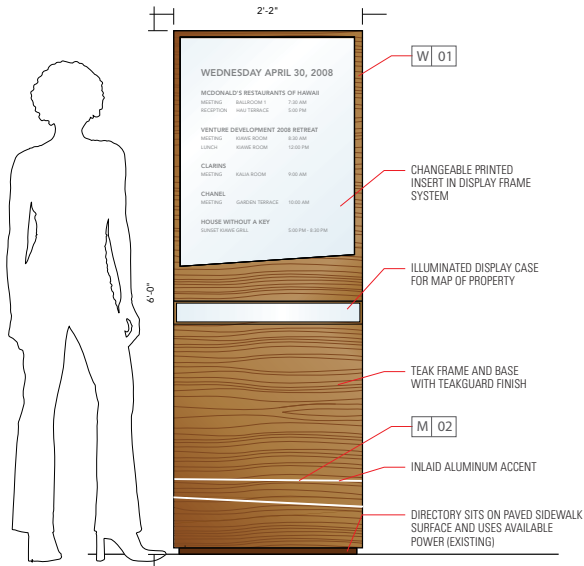
Working with WATG Architects GIRVIN developed three catalysts for Halekulani Hotel. The Chosen concept "Natural Heaven" incorporated natural teak with light colored metal accents and translucent glass.

Halekulani is an indoor/outdoor environment with few walls. The materials needed to withstand the ocean-influenced climate and stand the test of time. The warm glow of natural teak exemplified the feel of Halekulani while performing perfectly in the space.

# HALEKULANI

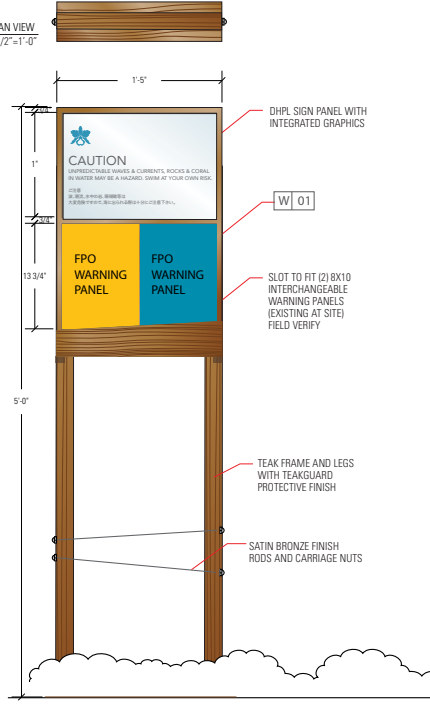


1 | OR.1 DIRECTORY KIOSK - PLAN VIEW  
SCALE: 1"=1'-0"


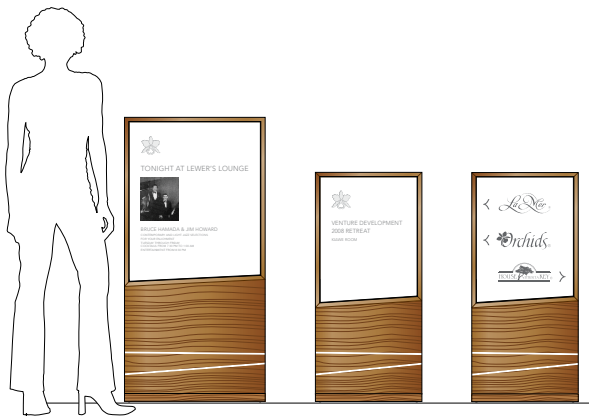


2 | OR.1 DIRECTORY KIOSK - ELEVATION  
SCALE: 1"=1'-0"

1 | REG. 7 - PLAN VIEW  
SCALE: 1 1/2"=1'-0"



2 | REG. 7 EXTERIOR REGULATIONS POST & PANEL - ELEVATION  
SCALE: 1 1/2"=1'-0"

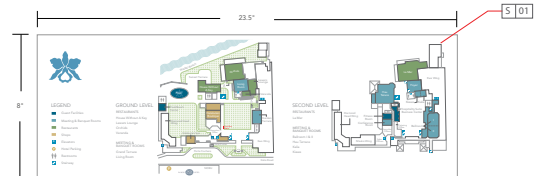


1 | OR.1 DIRECTORY INSERT IN FRAME  
SCALE: 3"=1'-0"



2 | OR.1A DIRECTORY INSERT  
SCALE: 3"=1'-0"

NOTE: FABRICATION SHOULD NOT BID ON THESE INSERTS (BY OTHERS)  
INSERT TEMPLATE PROVIDED BY GIRVIN



3 | OR.1B MAP GRAPHIC  
SCALE: NTS